

## Installation Instructions

## Turning Point Hub Kit 206, Kit 208

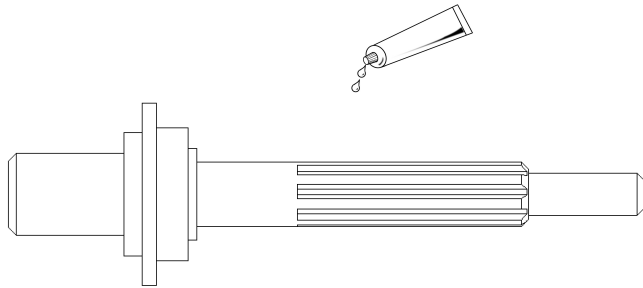
Rev. 1004

### **CAUTION: FAILURE TO OBSERVE THESE INSTRUCTIONS VOIDS THE WARRANTY.**

Before servicing propeller, be sure the engine is in neutral with ignition off or disconnected to avoid any possibility of the engine starting and causing injury. Do not install any propeller without a thrust washer in place. If a thrust washer is not used, severe damage could occur to the propeller and/or engine drive. Make sure propeller rotates freely by spinning with hand. (If you have any questions, please contact your Dealer or call our Customer Service Department.)

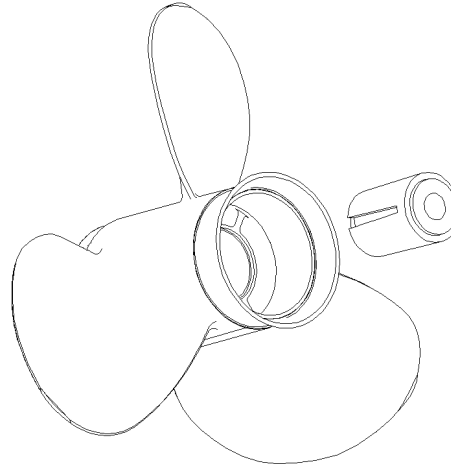
#### **For Suzuki®/Evinrude®/Johnson® (kit 206), Nissan®/Tohatsu®/Mercury® (kit 208) outboards:**

- 1) Make sure your OEM thrust washer is in place. Clean and grease the splines of the prop shaft. (Any marine grade grease is acceptable.)

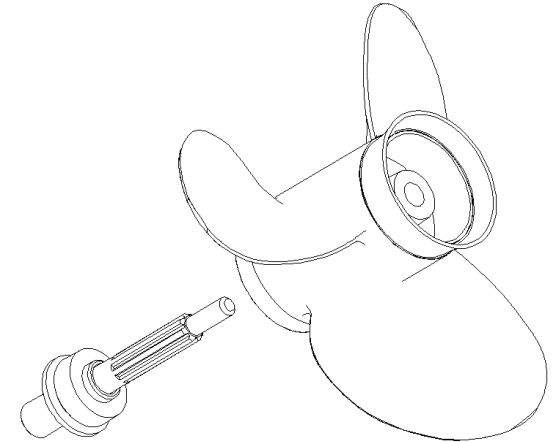


(Generic thrust washer shown here on prop shaft)

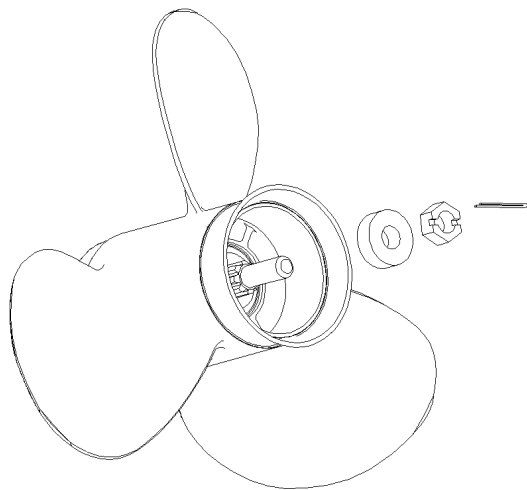
- 2) Slide BUSHING into PROPELLER HOUSING from the aft.



- 3) Grease the surfaces of bushing and hub cavity and Slide the PROPELLER ASSEMBLY on the prop shaft and seat against the SPACER.



- 4) Slide OEM aft spacer on shaft before tightening prop nut according to your Engine Owner's Manual.



#### **FAILURE TO OBSERVE THESE INSTRUCTIONS VOIDS THE WARRANTY.**

**Limited Warranty:** any claim under the warranty must be in writing.

Turning Point Propellers, Inc. warrants its propellers and hub kits against failure due to defects in materials and workmanship to the original purchaser. CONSUMER USE: Housings - One Year from Date of Purchase; HUBS - Lifetime Limited Warranty. COMMERCIAL USE: Housings - One Year from Date of Purchase; Hubs - One Year from Date of Purchase. This warranty is not transferable to any subsequent purchaser.

Turning Point Propellers, Inc. will repair or replace any defective propeller or hub under the terms of this warranty at our Elk Grove Village, Illinois facility or at our option at an authorized repair center. Replacement or repair by other than Turning Point Propellers, Inc. or an authorized repair center relieves Turning Point Propellers, Inc. from the terms of this warranty.

This limited warranty does not include any of the following: damages caused by misuse, striking a foreign object, corrosion, cavitation, electro-chemical action, improper installation, or any modification or use in racing or any other competitive activity.

Turning Point Propellers, Inc. is not liable for consequential, incidental or indirect damages or costs caused by defects in material or workmanship. Observation of a defect requires that you stop use of the product, and immediately report the defect to Turning Point Propellers, Inc. or an authorized repair center. Turning Point Propellers, Inc. reserves the right to repair or replace the warranted propeller and/or hub with one of current production.

This is a Limited Warranty. Turning Point Propellers, Inc. makes no warranty other than contained herein. All obligations of Turning Point Propellers, Inc. are specifically set forth herein. Turning Point Propellers, Inc. does not authorize any person or business to assume liability or contact on behalf of Turning Point Propellers, Inc. Any actions arising out of this warranty and the sale of this product shall be governed by Illinois law and may only be brought, heard, decided in Cook County Circuit Court, in the State of Illinois, U.S.A. or in the United States District Court for the Northern District of Illinois.

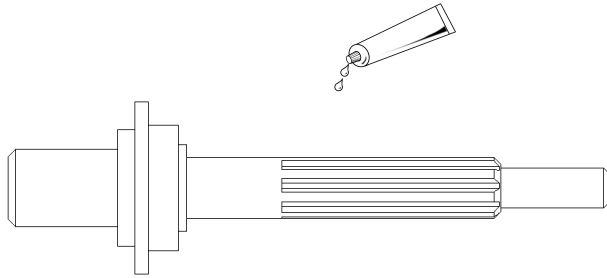
Proof of purchase receipt must accompany any warranty claim.

## CAUTION: FAILURE TO OBSERVE THESE INSTRUCTIONS VOIDS THE WARRANTY.

Before servicing propeller, be sure the engine is in neutral with ignition off or disconnected to avoid any possibility of the engine starting and causing injury. Do not install any propeller without a thrust washer in place. If a thrust washer is not used, severe damage could occur to the propeller and/or engine drive. Make sure propeller rotates freely by spinning with hand. (If you have any questions, please contact your Dealer or call our Customer Service Department.)

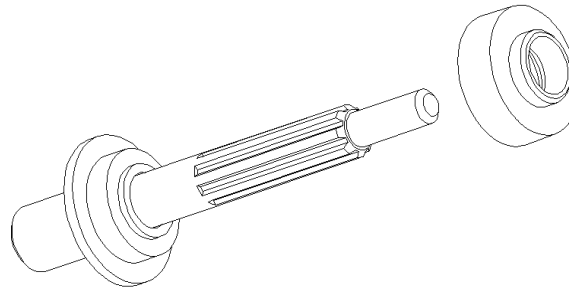
### For Evinrude®, Johnson® outboards:

- 1) Make sure your OEM thrust washer is in place. Clean and grease the splines of the prop shaft. (Any marine grade grease is acceptable.)

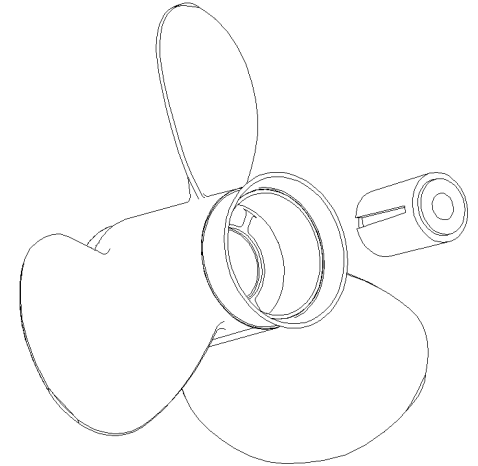


(Generic thrust washer shown here on prop shaft)

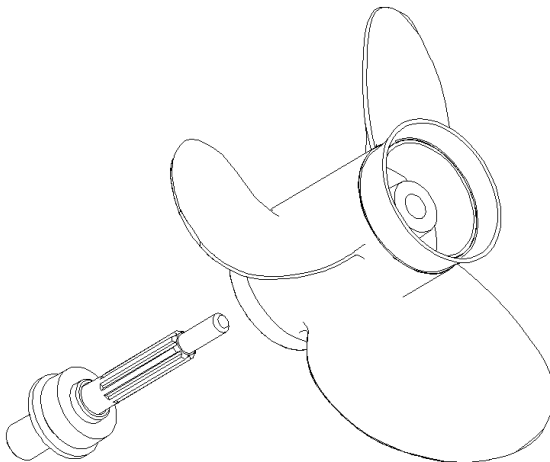
- 2) Slide SPACER onto the OEM thrust washer.



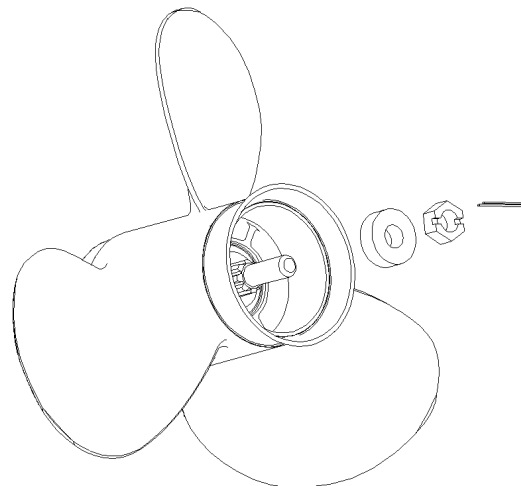
- 3) Grease the surfaces of bushing and hub cavity and Slide BUSHING into PROPELLER HOUSING from the aft.



- 4) Slide the PROPELLER ASSEMBLY on the prop shaft and seat against the SPACER.



- 5) Slide OEM aft spacer on shaft before tightening prop nut according to your Engine Owner's Manual.



## FAILURE TO OBSERVE THESE INSTRUCTIONS VOIDS THE WARRANTY.

**Limited Warranty:** any claim under the warranty must be in writing.

Turning Point Propellers, Inc. warrants its propellers and hub kits against failure due to defects in materials and workmanship to the original purchaser. CONSUMER USE: Housings - One Year from Date of Purchase; HUBS - Lifetime Limited Warranty. COMMERCIAL USE: Housings - One Year from Date of Purchase; Hubs - One Year from Date of Purchase. This warranty is not transferable to any subsequent purchaser.

Turning Point Propellers, Inc. will repair or replace any defective propeller or hub under the terms of this warranty at our Elk Grove Village, Illinois facility or at our option at an authorized repair center. Replacement or repair by other than Turning Point Propellers, Inc. or an authorized repair center relieves Turning Point Propellers, Inc. from the terms of this warranty.

This limited warranty does not include any of the following: damages caused by misuse, striking a foreign object, corrosion, cavitation, electro-chemical action, improper installation, or any modification or use in racing or any other competitive activity.

Turning Point Propellers, Inc. is not liable for consequential, incidental or indirect damages or costs caused by defects in material or workmanship. Observation of a defect requires that you stop use of the product, and immediately report the defect to Turning Point Propellers, Inc. or an authorized repair center. Turning Point Propellers, Inc. reserves the right to repair or replace the warranted propeller and/or hub with one of current production.

This is a Limited Warranty. Turning Point Propellers, Inc. makes no warranty other than contained herein. All obligations of Turning Point Propellers, Inc. are specifically set forth herein. Turning Point Propellers, Inc. does not authorize any person or business to assume liability or contact on behalf of Turning Point Propellers, Inc. Any actions arising out of this warranty and the sale of this product shall be governed by Illinois law and may only be brought, heard, decided in Cook County Circuit Court, in the State of Illinois, U.S.A. or in the United States District Court for the Northern District of Illinois.

Proof of purchase receipt must accompany any warranty claim.