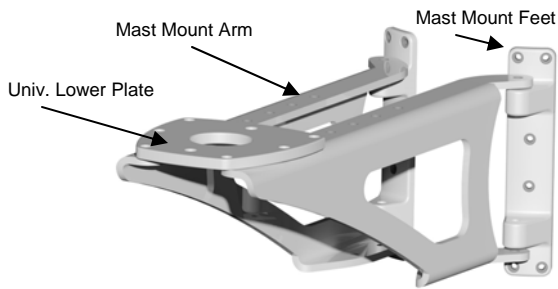
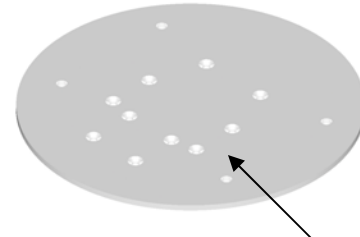



### 6867 Mast Mount / Sailboat & Trawler



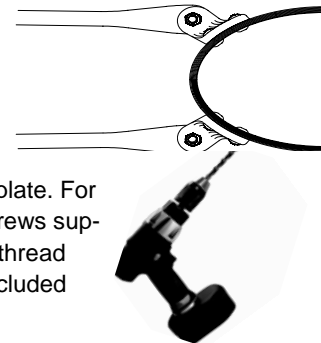
**6867 Mast Mount**



**Mounting Plate (Sold separately)**

1. Refer to the antenna manufacturer's recommended instructions for information on the proper placement and mounting of the dome. Carefully follow instructions concerning cable routing.
2. Mast Mount Feet come attached to mast mount arms using 4 - 6mm x 40mm hex head MS, 12 - black bushings, and 4 - 6 mm nyloc nuts.
3. Attach universal lower plate ( see picture) to mast mount arms using supplied 4 - 8mm x 25 mm flat head MS, 4 - 3/8" Id nylon washers and 4 - 8 mm nyloc nuts. The narrow end of plate should face away from the mast with countersunk holes facing up. Locate plate on mast mount arms to best fit the diameter of your antenna. **Tip:** To make fastening nyloc nuts easier, add a small amount of white grease to the machine screws.

4. Attach Mast Mount Feet to mast. Hold Mast Mount at desired location on mast. Mark location of top two holes in feet on mast (a top hole on each foot). Feet can be inverted to better fit mast section. Drill top holes where marked on mast using a 3/16" (#7) drill bit. Using supplied 3/16" aluminum rivets, attach feet to mast. Drill remaining 10 holes and finish attaching mount feet with remaining rivets.



5. Attach Mounting Plate (sold separately) for your antenna to the Universal lower plate. For mounting plates larger than a 9.5" diameter, use 6 - 8mm x 16mm flat head cap screws supplied with mounting plate. Flat heads fit into countersunk holes on top of plate and thread into universal lower plate. For mounting plates smaller than 9.5, see instructions included with mounting plate.

6. Install antenna (Radar, Satdome etc.) to Mounting Plate with bolts provided by antenna manufacturer. Use supplied 4-Nylon washers between powder coated Mounting Plate and bolt heads.

Parts included:		Tools required:
2-Mast Mount Feet	4-3/8" Nylon Washers	Drill with 3/16 (#7) bit
2-Mast Mount Arms	4-8mm Nyloc Nuts	Philips Screwdriver
1-Universal Lower Plate	12- 6mm Black Bushings for feet	5 mm Allen Wrench
12- Aluminum Rivets	4-6mmx40 SS Hex MS	Pop Rivet Gun
4-8mmx25 SS Flat Head MS	4-6mm Nyloc Nuts	Adjustable Wrench